




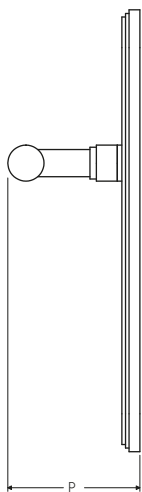
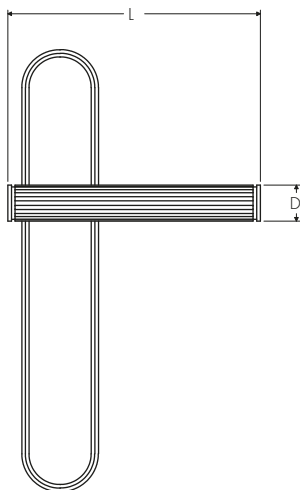
ATELIER BONOMI

Maniglia su Placca Serie Roma Roma Series Lever Handle on Escutcheon Plate

Dimensioni Dimensions

	L	P	D
S	125	70	20
M	140	70	20
L	155	70	20

Dimensioni in millimetri
Dimensions given in millimeters



Fornita con ferro quadro 8x110mm e viti legno.
Disponibile in tutte le finiture standard.
Dimensioni e finiture su misura disponibili su richiesta.
Regularly furnished with 8x110mm lever spindle and wood screws.
Additional sizes available by special order. Available in standard and custom finishes.